

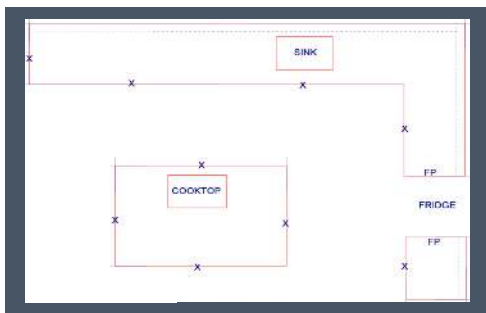
Countertop Measuring Guide

BUYERS' GUIDE FOR HOW TO PROPERLY MEASURE YOUR COUNTERTOP FOR AN ESTIMATE



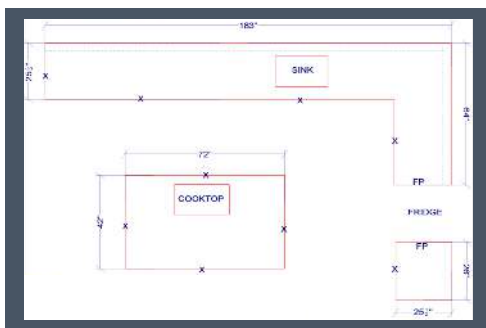
SKETCH IT OUT

NO NEED TO DRAW TO SCALE, SIMPLY MAKE NOTE OF THE FOLLOWING:



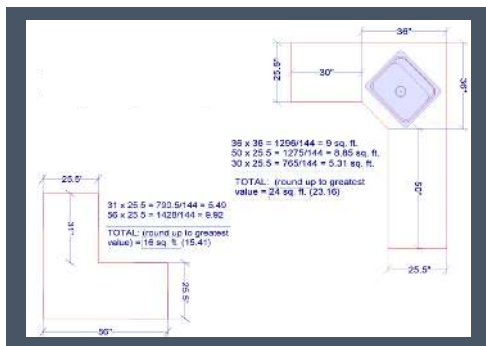
GET MEASURING

WITH SKETCH IN HAND, GRAB YOUR TAPE MEASURE AND WRITE DOWN THE FOLLOWING DIMENSIONS:



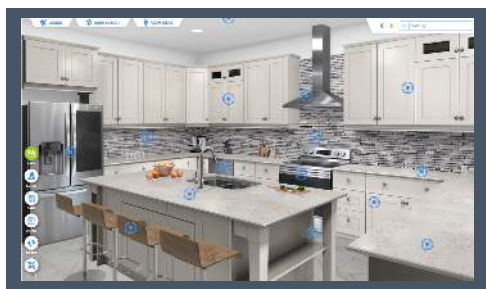
MAKE YOUR CALCULATIONS

SINCE COUNTERTOPS ARE MEASURED IN SQUARE FEET, CALCULATE THE SURFACE AREA BY:



REQUEST YOUR QUOTE

BY MEASURING YOUR COUNTERTOPS AT HOME, YOU'LL BE ABLE TO REQUEST A COUNTERTOP ESTIMATE COMPLETELY ONLINE!



PURCHASING

COUNTERTOPS ARE AN EXCELLENT INVESTMENT TO MAKE IN YOUR HOME

- The location of your sink. Include type of sink, whether it's a farmhouse sink, bar sink, corner sink, etc.
- Location of your stove, range, or cooktop.
- The exposed edges of your countertop. These will have to be smoothed and polished.
- Location of any adjacent appliances. A fridge, for example.

- Measure the width and length (in inches) of each piece on your sketch, and mark them according to your paper.
- It's important to measure from wall-to-wall, and not just the current length of your countertops.
- Include space for any sinks or cooktops.
- The standard amount of overhang for an island can also be up to 12 inches (a foot) in length, which you may also want to factor in.
- Don't forget to measure everything twice!

- Multiplying the length and width of a section in square inches.
- Repeat the calculation for any other pieces you have, and add each of the sections up for a grand total of square footage.
- Finally, divide this total figure by 144 (12 inches per ft squared) to get the size of your countertop in square feet.
- Round your number to the tens place to make sure you work with the least amount of decimals possible.

- Utilize our [Countertop Visualizer & Quote Tool](#)—input your measurements for an instant online quote.
- Reach out to our team directly with your countertop measurements to request a [specific material quote](#).
- Contact us for any remaining questions or help regarding how to measure your countertops for replacement!

- Choosing a quality installer will ensure your countertops last a lifetime
- With over 70 years of experience, MKD is ready to help you create your dream home.